



Caring for smiles

Caring for Smiles Dependent Older People Activity and Data Report April 2024 – March 2025

Leigh Deas,

Caring for Smiles (dependent older people) Programme Manager

February 2026

Caring for Smiles (Dependent older people)

April 2024-March 2025



1,531 training episodes delivered

6,543 health & social care
staff attended training
sessions



518 care homes & 107 'other'
services participating in non-
accredited training

4200 care home staff & 2002
'other' staff participated in non-
accredited training



128 care homes & 2 'other'
services participated in
accredited training

257 care home staff & 4 'other'
staff participated in accredited
training



Contents

List of Figures, Tables and Charts	4
Abbreviations	6
1.Introduction	7
2.Training Data April 2024 to March 2025	7
2.1 Training episodes	8
2.2 Health & social care staff trained	10
2.3 Health & social care services participating in training.....	12
3. Non-accredited and Accredited Training	16
3.1 Non-accredited Training	16
3.2 Accredited Training	24
4. Caring for Smiles staffing	32
5. Open Badges	33
6. Conclusion	33
Contact	33

List of Figures, Tables and Charts

Figure 2.1: Number of training episodes per quarter, Scotland-wide, Apr 2022-Mar 2025	8
Table 2.1: Number of training episodes per quarter, Health Board, Apr 2022 – Mar 2025	9
Figure 2.2: Number of health & social care staff trained per quarter, Scotland-wide, Apr 2022 – Mar 2025.....	10
Table 2.2: Number of health & social care staff trained per quarter, Health Board, Apr 2022 – Mar 2025.....	11
Chart 1: Health & Social Care services engaged with across Scotland	12
Figure 2.5: Number of care homes and ‘other’ health & social care services participating per quarter, Scotland-wide, Apr 2022 – Mar 2025.....	13
Table 2.3: Number of care homes participating per quarter, Health Board, Apr 2022 – Mar 2025. 14	
Table 2.4: Number of ‘other’ health & social care services participating per quarter, Health Board, Apr 2022 – Mar 2025	15
Figure 3.1: Number of care homes participating per quarter in non-accredited training, Apr 2023 – Mar 2025.....	16
Figure 3.2: Number of ‘other’ health & social care services participating in non-accredited training, per quarter, Scotland, Apr 2023 – Mar 2025.....	17
Table 3.1: Number of care homes participating per quarter in non-accredited training, Health Boards, Apr 2023 – Mar 2025.....	18
Table 3.2: Number of ‘other’ health & social care services participating in non-accredited training, per quarter, Health Board, Apr 2023 – Mar 2025.....	19
Figure 3.3: Number of care home staff participating per quarter in non-accredited training, Scotland, Apr 2023 – Mar 2025	20
Figure 3.4: Number of ‘other’ health & social care staff participating in non-accredited training, per quarter, Scotland, Apr 2023 – Mar 2025	21
Table 3.3 Number of care home staff participating in non-accredited training, per quarter, Health Board, Apr 2023 – Mar 2025.....	22

Table 3.4: Number of ‘other’ health & social care staff participating in non-accredited training, per quarter, Health Board, Apr 2023 – Mar 2025	23
Figure 3.5: Number of care homes participating in accredited training, per quarter, Scotland, Apr 2023 – Mar 2025.....	24
Figure 3.6: Number of ‘other’ health & social care services participating in accredited training, per quarter, Scotland, Apr 2023 Mar 2025	25
Table 3.5: Number of care homes participating in accredited training, per quarter, Health Board, Apr 2023 – Mar 2025	26
Table 3.6: Number of ‘other’ health & social care services participating in accredited training, per quarter, Health Board, Apr 2023 – Mar 2025	27
Figure 3.7: Number of care home staff participating per quarter in accredited training, Scotland, Apr 2023 – Mar 2025	28
Figure 3.8: Number of ‘other’ health & social care staff participating in accredited training, per quarter, Scotland, Apr 2023 – Mar 2025	29
Table 3.7: Number of care home staff participating per quarter in accredited training, Health Board, Apr 2023 – Mar 2025	30
Table 3.8: Number of health & social care staff participating per quarter in accredited training, Health Board, Apr 2023 – Mar 2025	31
Figure 4.1: Caring for Smiles estimated total staff (headcount), Scotland-wide, Apr 2022 – Mar 2025.....	32

Abbreviations

A&A	NHS Ayrshire & Arran
B	NHS Borders
CfS	Caring for Smiles
CHEF	Care Home Education Facilitator
D&G	NHS Dumfries & Galloway
F	NHS Fife
FV	NHS Forth Valley
GG&C	NHS Greater Glasgow & Clyde
Gr	NHS Grampian
H	NHS Highland
HCSW	Healthcare Support Worker
La	NHS Lanarkshire
Lo	NHS Lothian
O	NHS Orkney
PEF	Practice Education Facilitator
S	NHS Shetland
SCQF	Scottish Credit & Qualifications Framework
SSSC	Scottish Social Services Council
SVQ	Scottish Vocational Qualification
T	NHS Tayside
WI	NHS Western Isles

1.Introduction

Caring for Smiles, Scotland's oral health improvement programme for dependent older people has been delivering training and support to health & social care staff since 2010.

A clean and healthy mouth is a basic human right and fundamental to everybody's quality of life. Caring for Smiles aims to improve oral care for older dependent adults who rely on others for their care, by offering training and support to health & social care staff.

Training is delivered as either Scottish Credit and Qualifications Framework (SCQF) accredited training or non-accredited training. The accredited training links to the Scottish Vocational Qualifications (SVQ) that health & social care staff undertake as part of their accreditation process for their role within care homes. The Caring for Smiles accredited training can give credits towards either the initial SVQ or to continuous professional learning. Training (accredited and non-accredited) is delivered in-person or online by oral health improvement teams, based in the geographic Health Boards.

Self-directed learning can also be undertaken through Open Badges, recognised by the Scottish Social Services Council (SSSC), which are available as an online introduction to mouth care for care home and care at home staff.

This report will cover data collected for a one-year period from April 2024 to March 2025.

2.Training Data April 2024 to March 2025

From April 2020, the programme began to gather data in a new way, moving from annual to quarterly data collection. The questions included the number of sessions delivered to health & social care staff (either online or in-person); the number of health & social care staff taking part; the number of unique care homes participating; the number of unique 'other' services taking part; the number of Caring for Smiles staff available for delivering training.

Since 2023, we have continued to gather quarterly data but have now once again begun reporting this by accredited and non-accredited training. This section of the report will cover the data submitted by Health Boards focussing on April 2024 to March 2025. In some cases, this will be presented with the previous two years data to show trends over time. In addition, some annual data is being collected to demonstrate the overall number of services participating in the programme over the financial year.

2.1 Training episodes

As can be seen by Figure 2.1 below, the number of training sessions (episodes) per quarter, April 2024 to March 2025, was 1,531. By the year ending March 2023, training delivery had recovered to pre-pandemic levels and has continued to rise in this current year. Over the full period, April 2022 to March 2025, 3,638 training episodes were delivered.

Table 2.1 presents April 2024 to March 2025 Health Board data.

Figure 2.1: Number of training episodes per quarter, Scotland-wide, Apr 2022-Mar 2025

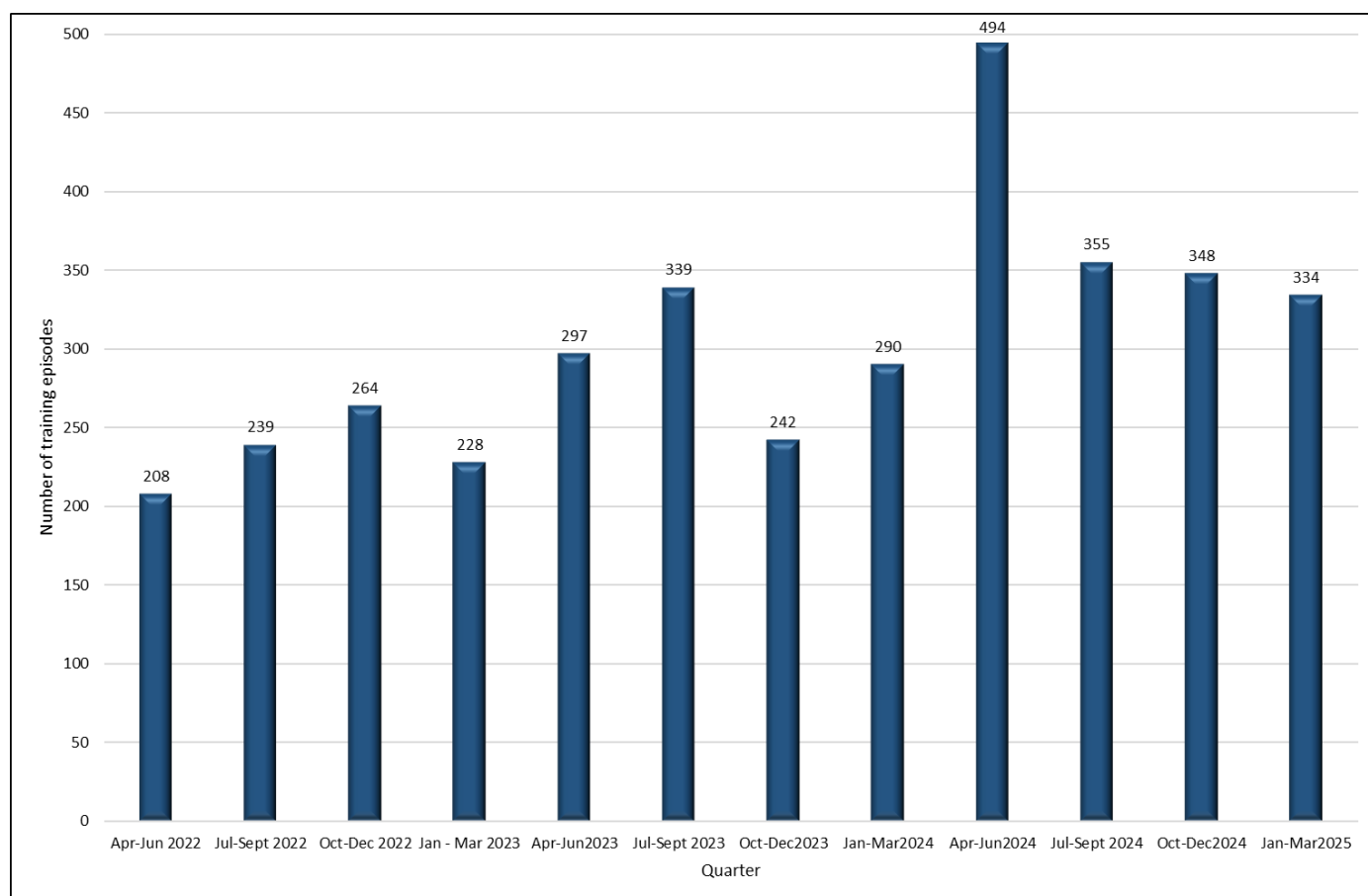


Table 2.1: Number of training episodes per quarter, Health Board, Apr 2022 – Mar 2025

Health Board	Apr-Jun 2022	Jul-Sept 2022	Oct-Dec 2022	Jan-Mar 2023	Apr-Jun2023	Jul-Sept 2023	Oct-Dec2023	Jan-Mar2024	Apr-Jun2024	Jul-Sept 2024	Oct-Dec2024	Jan-Mar2025
A&A	40	20	10	21	26	12	23	24	43	11	27	31
B	4	6	8	6	10	10	12	14	19	5	14	9
D&G	0	0	0	0	3	6	10	17	30	21	14	23
F	0	0	2	1	7	9	5	4	59	6	6	4
FV	6	9	7	6	5	6	15	17	80	90	86	21
Gr	46	28	21	33	27	28	21	26	36	47	51	59
GG&C	11	29	26	19	20	13	18	11	21	16	17	16
H	15	18	7	11	23	29	22	59	32	22	22	49
La	58	77	87	81	74	140	27	50	67	65	49	62
Lo	22	30	26	22	71	52	47	52	92	40	15	26
O	1	0	3	0	3	0	0	4	0	0	5	0
S	0	4	1	3	1	5	1	1	1	3	2	1
T	5	18	66	25	27	29	39	8	12	29	39	32
WI	0	0	0	0	0	0	2	3	2	0	1	1
Scotland	208	239	264	228	297	339	242	290	494	355	348	334

Note: Training episodes can vary in content and length. Due to this the number of training episodes is not directly comparable between Health Boards.

2.2 Health & social care staff trained

The programme also asked Oral Health Improvement Teams for the number of health & social care staff who attended training (this includes care home staff and ‘other’ health & social care staff). In the financial year 2024/2025, 6,543 health & social care staff were trained.

Over the period April 2022 to March 2025, 17,136 staff were trained. As is shown from the numbers of staff trained in Figure 2.2, since the pandemic there has been a year on year increase in the number of health & social care staff trained as part of the programme (2022-2023, 4616 staff trained; 2023-2024, 5977 staff trained).

Staff may attend more than one training session over the period, and those who participated in accredited training may have received the initial training session in the financial year before completing the accredited training. Therefore, the annual data may not equate to the quarterly data.

Table 2.2 presents April 2022 to March 2025 Health Board data.

Figure 2.2: Number of health & social care staff trained per quarter, Scotland-wide, Apr 2022 – Mar 2025

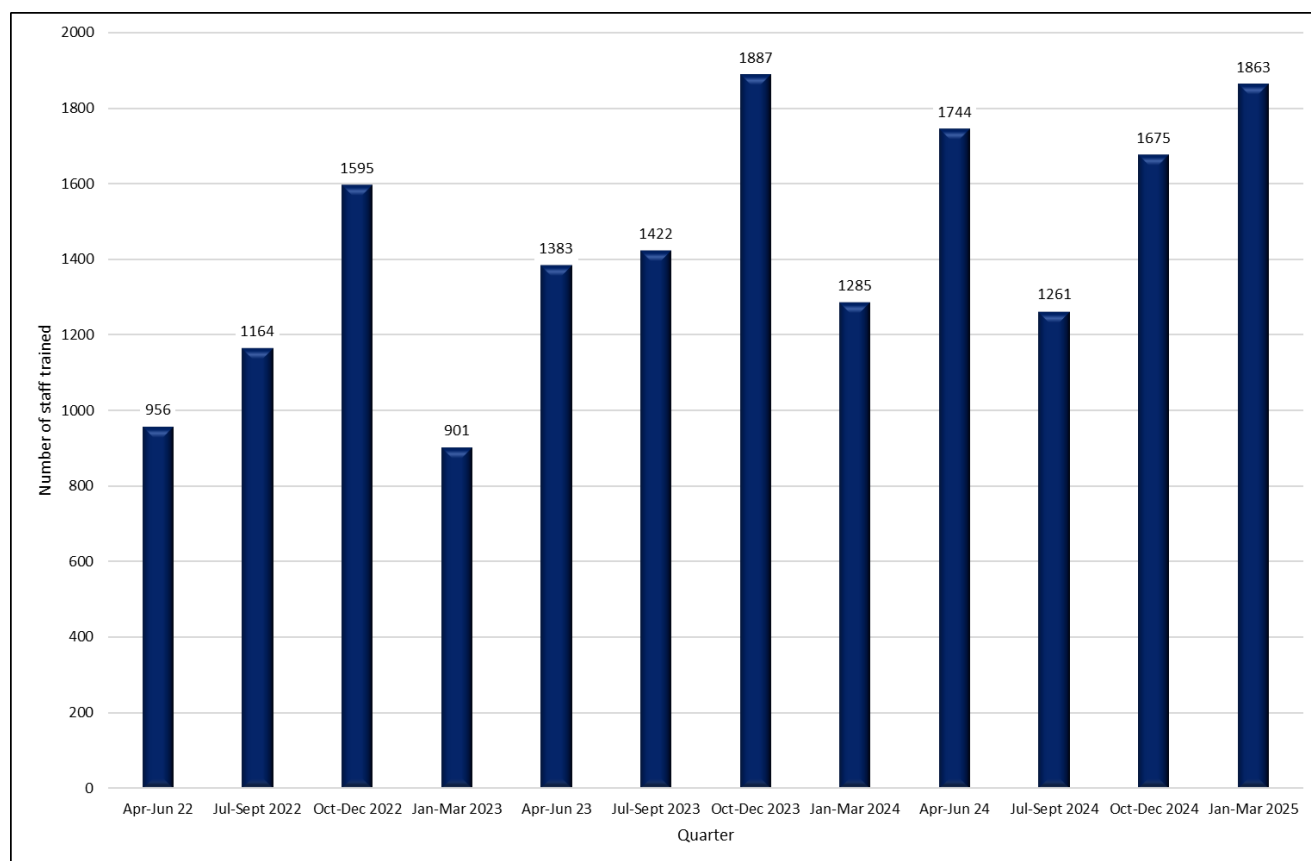


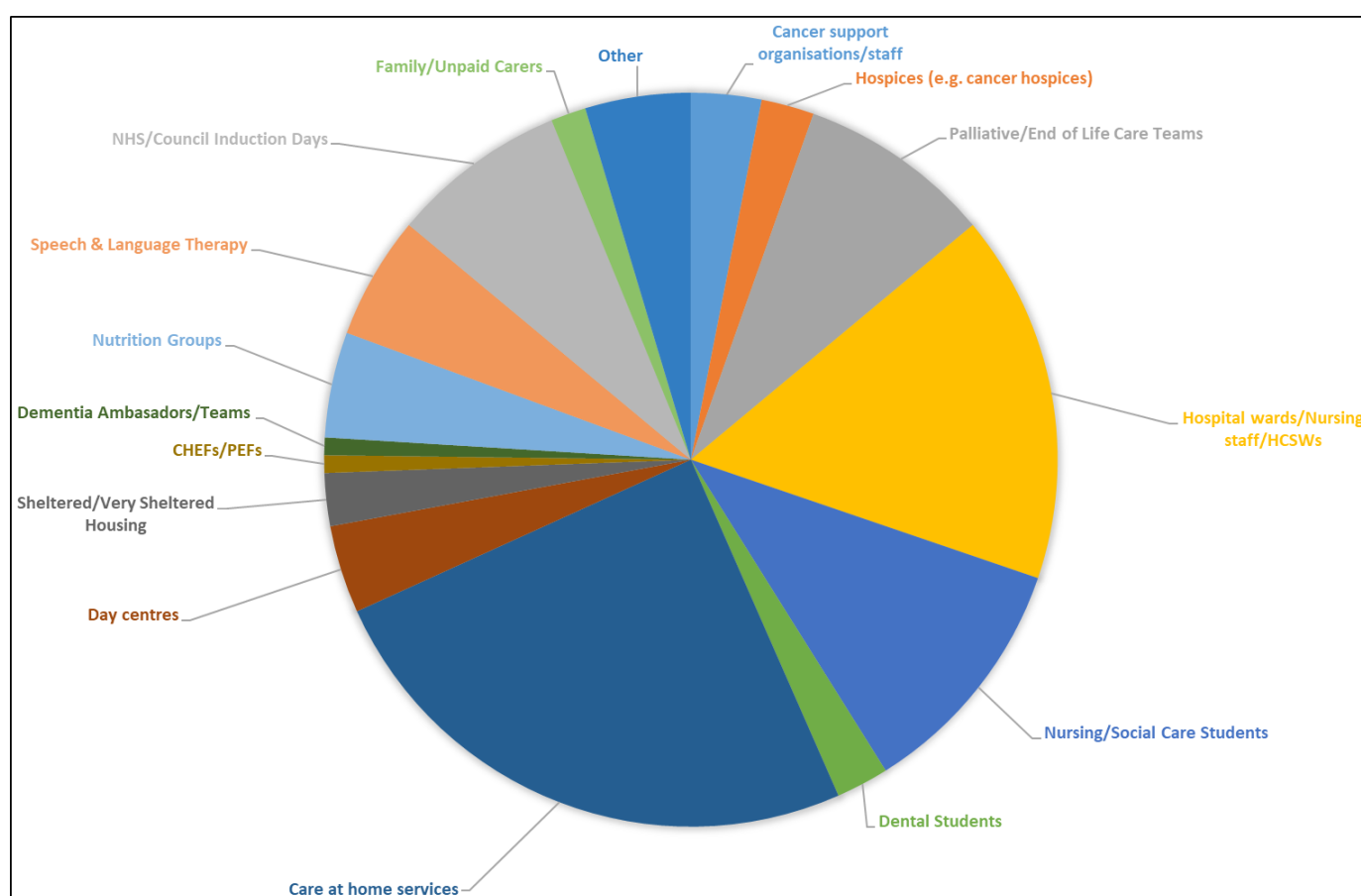
Table 2.2: Number of health & social care staff trained per quarter, Health Board, Apr 2022 – Mar 2025

Health Board	Apr-Jun 2022	Jul-Sept 2022	Oct-Dec 2022	Jan-Mar 2023	Apr-Jun2023	Jul-Sept 2023	Oct-Dec2023	Jan-Mar2024	Apr-Jun2024	Jul-Sept 2024	Oct-Dec2024	Jan-Mar2025
A&A	154	98	55	122	215	136	274	96	231	67	180	175
B	25	52	56	30	85	110	118	94	76	22	103	55
D&G	0	0	0	0	5	8	17	98	145	102	85	141
F	0	0	14	5	23	34	31	21	59	27	26	19
FV	35	29	32	27	15	20	114	120	89	90	86	147
Gr	325	176	141	197	186	151	112	137	250	281	214	288
GG&C	73	210	140	134	139	99	100	78	258	122	110	141
H	64	117	41	41	159	123	95	203	106	57	60	204
La	104	124	159	127	173	282	98	57	139	92	47	191
Lo	111	133	134	82	244	201	224	312	321	213	54	287
O	5	0	15	0	9	0	0	13	0	0	39	0
S	0	24	8	25	9	92	5	5	7	20	14	3
T	60	201	800	111	121	166	691	40	55	168	655	210
WI	0	0	0	0	0	0	8	11	8	0	2	2
Scotland	956	1164	1595	901	1383	1422	1887	1285	1744	1261	1675	1863

2.3 Health & social care services participating in training

Caring for Smiles is largely delivered to care home services across Scotland, however, 'other' health & social care services also take part in training. Over the period reported this included, but is not limited to, care at home services, hospitals, supported living services, hospices, colleges, carers of family members living with dementia and Public Dental Service colleagues. Chart 1 shows the range, and proportion of, health & social care services engaged with by the Oral Health Improvement Teams.

Chart 1: Health & Social Care services engaged with across Scotland



Note:

CHEF – Care Home Education Facilitator

PEF – Practice Education Facilitator

HCSW – Healthcare Support Worker

In the period, April 2024 to March 2025, 518 care homes and 107 'other' services took part in non-accredited training and 128 care homes and 2 'other' services took part in accredited training. The care homes and 'other' services may have taken part in training more than once over the period April 2024 to March 2025, therefore this may not equate to the quarterly data presented.

Figures 2.3, and Tables 2.3 and 2.4 demonstrate the number of services taking part in Caring for Smiles training by quarter, April 2022 to March 2025.

Figure 2.5: Number of care homes and 'other' health & social care services participating per quarter, Scotland-wide, Apr 2022 – Mar 2025

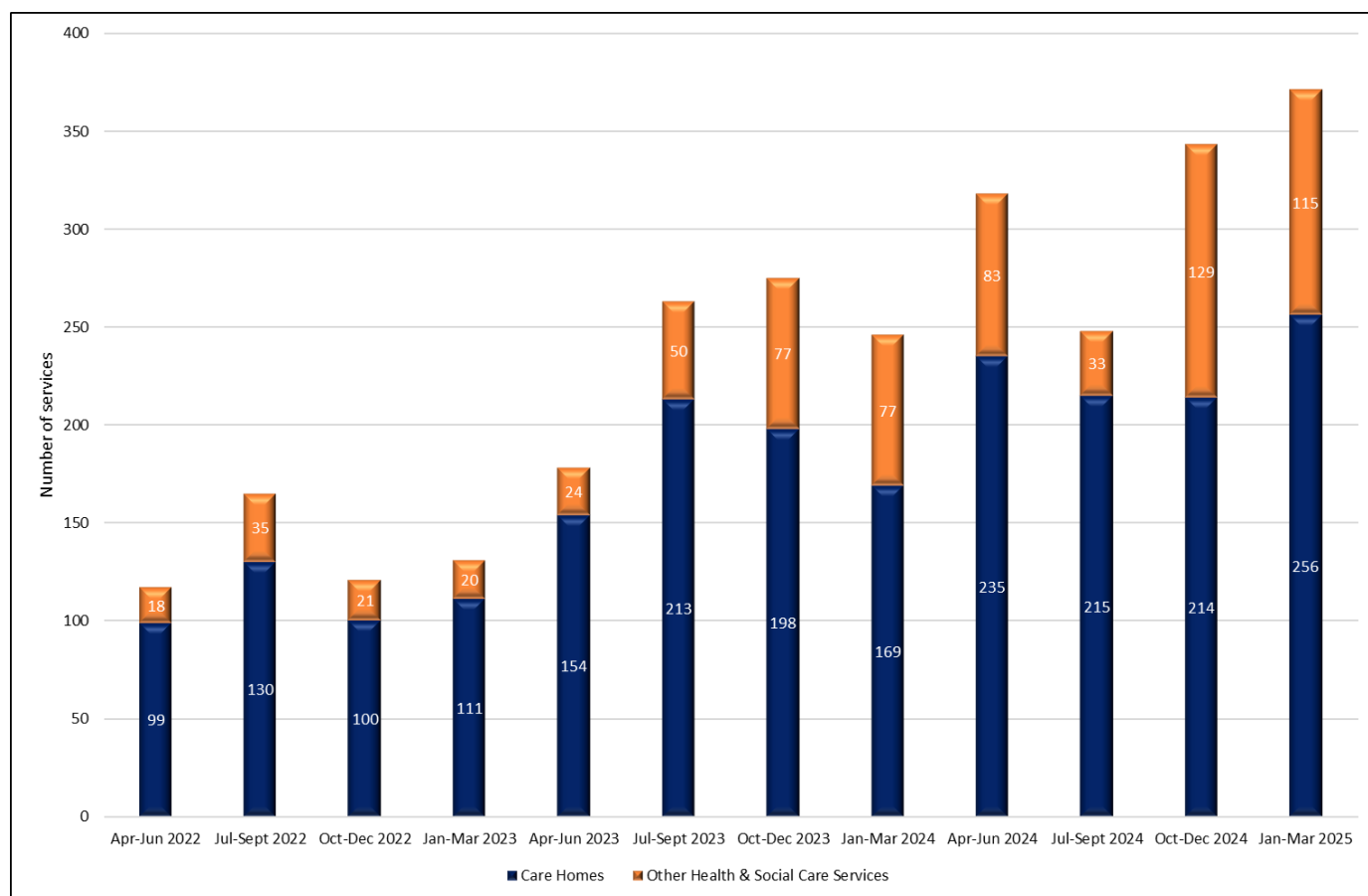


Table 2.3: Number of care homes participating per quarter, Health Board, Apr 2022 – Mar 2025

Health Board	Apr-Jun 2022	Jul-Sept 2022	Oct-Dec 2022	Jan-Mar 2023	Apr-Jun 2023	Jul-Sept 2023	Oct-Dec 2023	Jan-Mar 2024	Apr-Jun 2024	Jul-Sept 2024	Oct-Dec 2024	Jan-Mar 2025
A&A	17	9	4	7	9	10	7	8	15	5	10	10
B	1	2	2	2	4	0	7	8	10	4	9	5
D&G	0	0	0	0	3	6	10	12	20	12	11	8
F	0	0	0	0	2	4	2	4	7	5	5	2
FV	4	8	6	5	5	7	13	14	6	2	8	31
Gr	20	24	19	21	25	27	20	23	26	30	27	48
GG&C	8	28	18	0	15	22	14	15	29	20	19	24
H	11	13	3	8	18	18	33	19	22	19	17	37
La	23	22	22	29	22	64	27	18	27	37	25	25
Lo	12	14	9	14	36	37	40	41	52	53	50	32
O	1	0	2	0	3	3	0	1	0	0	3	0
S	0	4	4	5	1	8	1	3	2	10	8	2
T	2	6	11	20	11	7	16	3	12	18	21	31
WI	0	0	0	0	0	0	8	0	7	0	1	1
Scotland	99	130	100	111	154	213	198	169	235	215	214	256

Table 2.4: Number of 'other' health & social care services participating per quarter, Health Board, Apr 2022 – Mar 2025

Health Board	Apr-Jun 2022	Jul-Sept 2022	Oct-Dec 2022	Jan-Mar 2023	Apr-Jun 2023	Jul-Sept 2023	Oct-Dec 2023	Jan-Mar 2024	Apr-Jun 2024	Jul-Sept 2024	Oct-Dec 2024	Jan-Mar 2025
A&A	1	2	1	2	2	2	3	5	3	1	10	4
B	1	1	2	2	5	0	2	2	2	1	9	2
D&G	0	0	0	0	0	0	0	1	0	0	11	4
F	0	0	2	2	0	13	3	0	1	1	5	0
FV	1	0	0	1	0	0	2	3	2	3	8	11
Gr	11	22	11	8	5	2	17	15	21	8	27	78
GG&C	2	1	2	2	3	0	13	0	1	0	19	0
H	0	1	0	1	2	1	7	13	34	15	30	7
La	0	0	2	0	6	9	1	0	1	0	0	0
Lo	0	0	0	0	0	0	24	31	4	4	2	9
O	0	0	0	0	0	0	0	1	0	0	1	0
S	0	1	0	0	0	20	1	2	5	0	3	0
T	2	7	1	2	1	3	4	4	9	0	4	0
WI	0	0	0	0	0	0	0	0	0	0	0	0
Scotland	18	35	21	20	24	50	77	77	83	33	129	115

3. Non-accredited and Accredited Training

Prior to 2020, the programme reported on the training split by non-accredited training and accredited training but this was suspended during the pandemic due to lower training numbers. From April 2023, we have returned to asking Oral Health Improvement Teams to report data by each type of training.

3.1 Non-accredited Training

Figures 3.1 and 3.2 present the data on the number of care homes and 'other' health & social care services taking part in non-accredited training, Scotland-wide. Non-accredited training is a large factor within the Caring for Smiles programme and is one of the many ways that staff can be trained in oral care. Non-accredited training is developed locally, following programme guidance, to meet the needs of services in terms of content and duration. Care homes and 'other' health & social care services can participate in more than one quarter.

Figure 3.1: Number of care homes participating per quarter in non-accredited training, Apr 2023 – Mar 2025

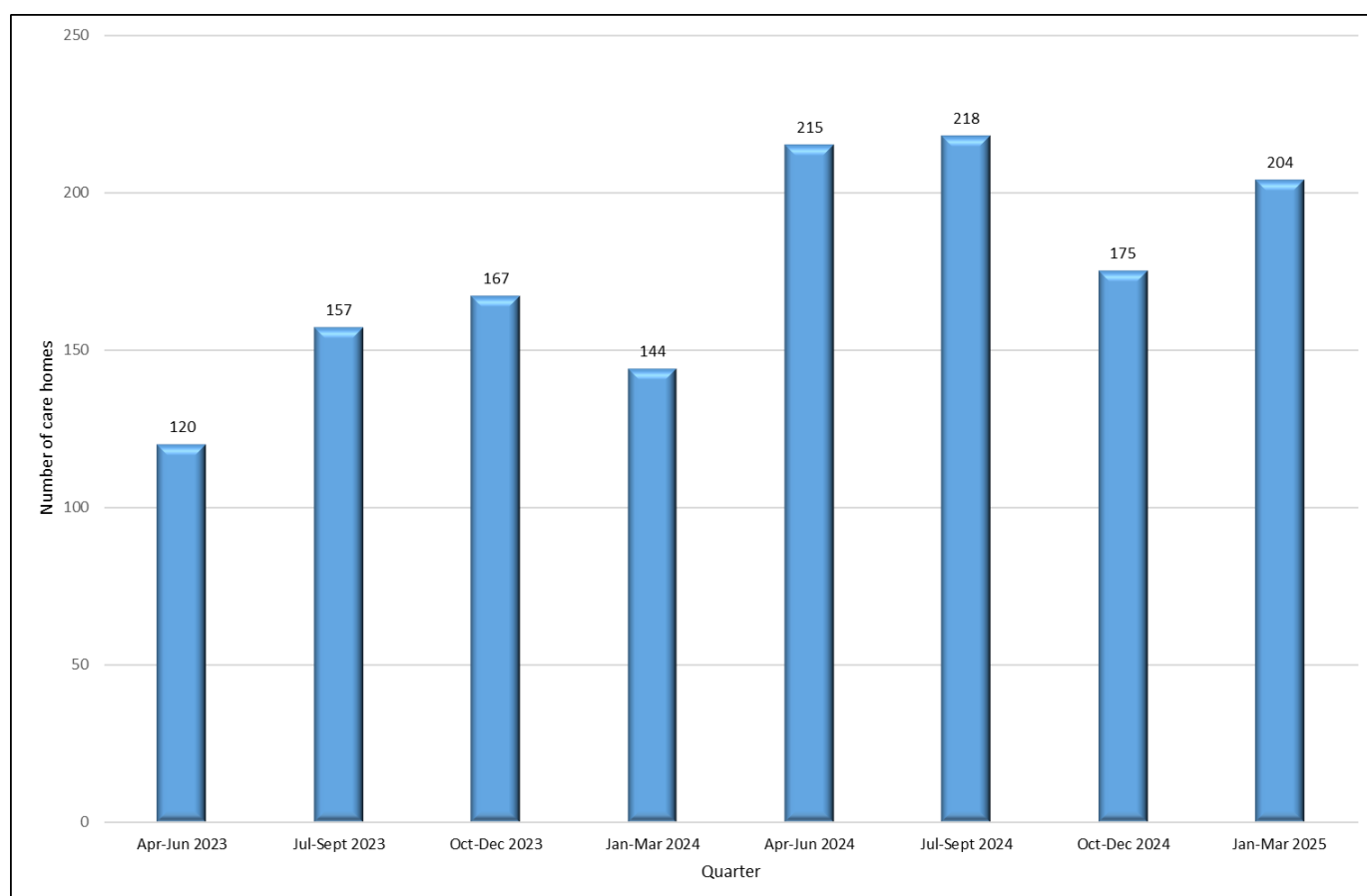
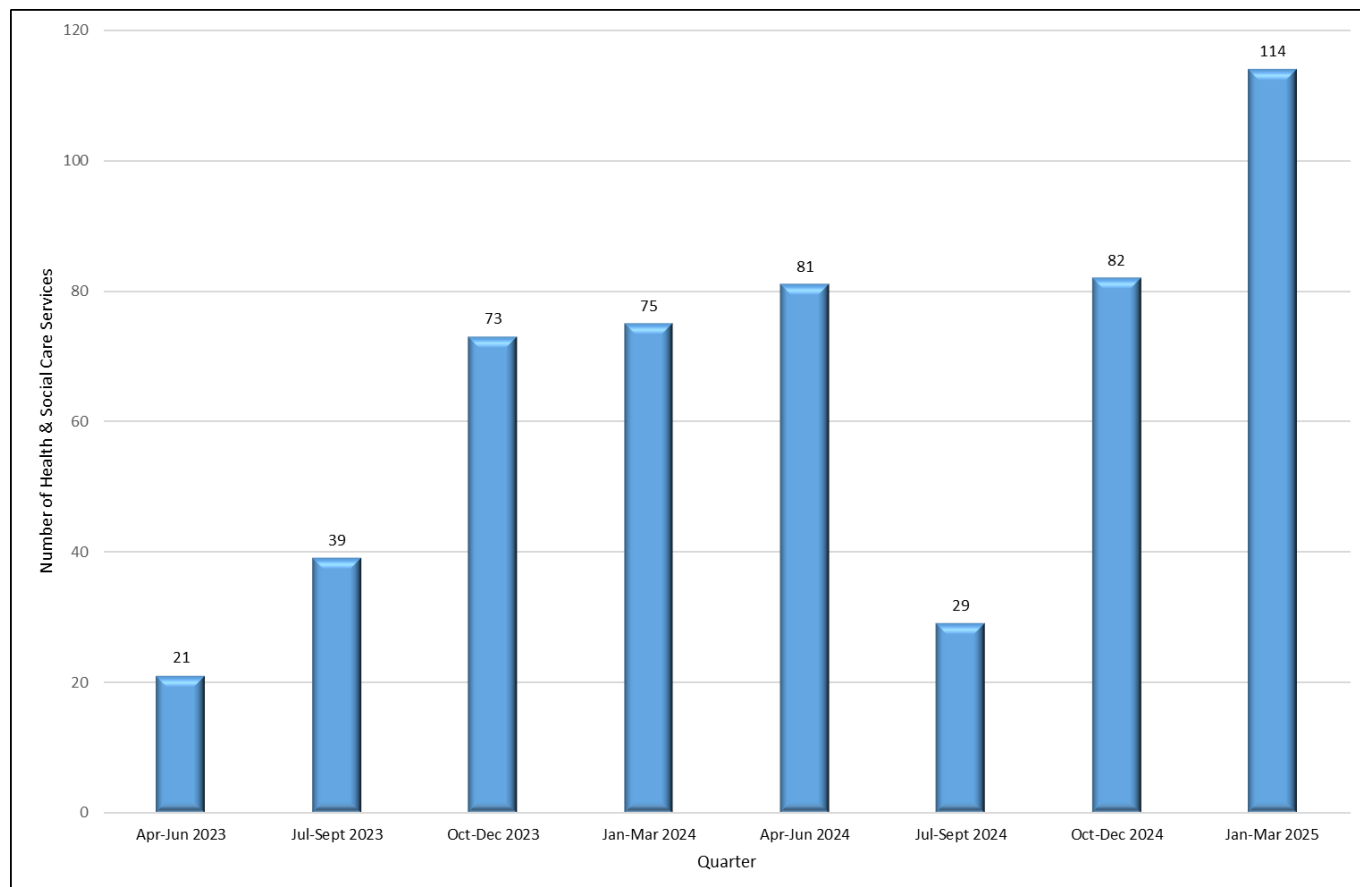


Figure 3.2: Number of 'other' health & social care services participating in non-accredited training, per quarter, Scotland, Apr 2023 – Mar 2025



Tables 3.1 and 3.2 present the data for care and 'other' health & social care services participating in non-accredited training, at Health Board level.

Table 3.1: Number of care homes participating per quarter in non-accredited training, Health Boards, Apr 2023 – Mar 2025

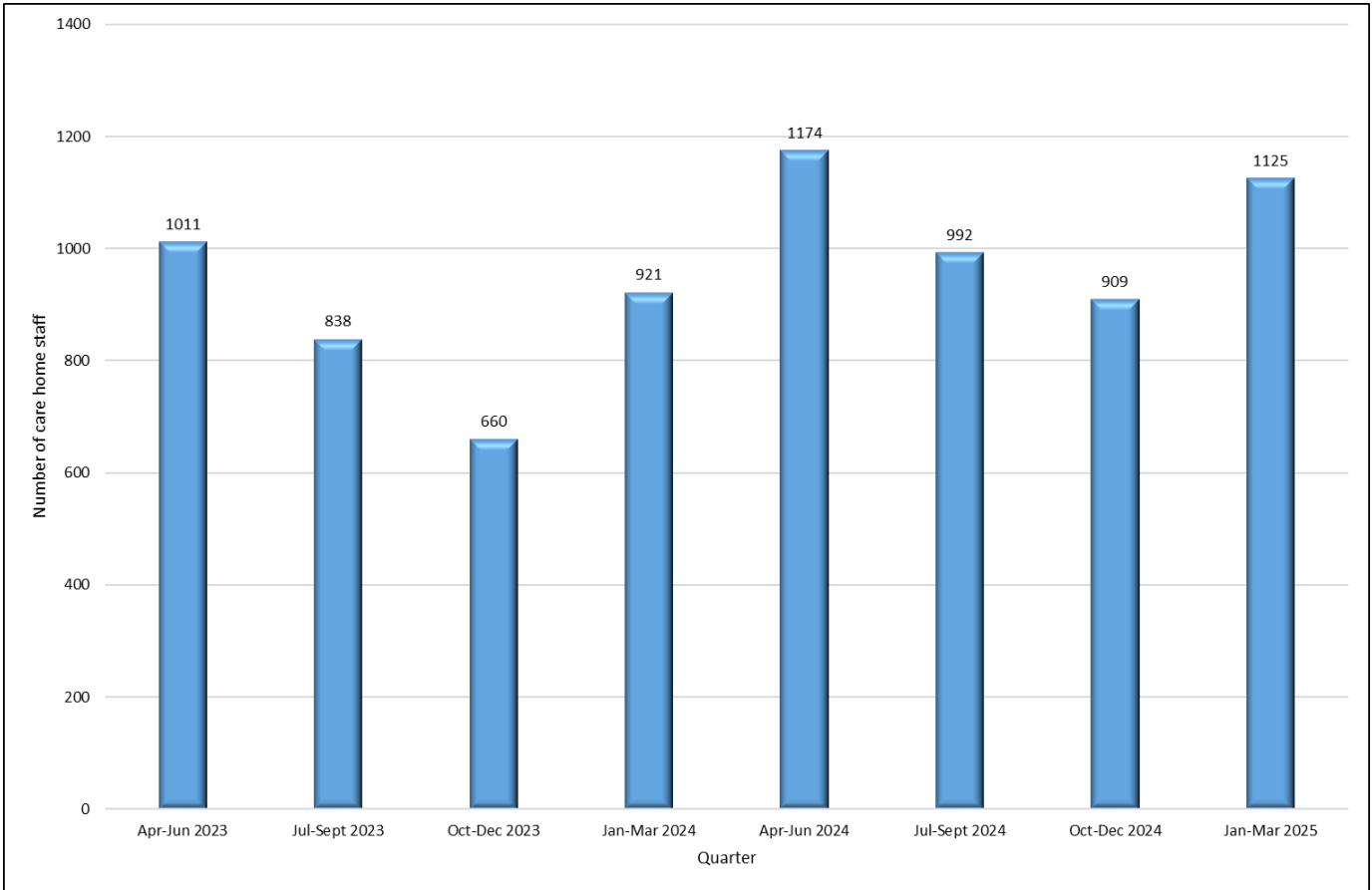
Health Board	Apr-Jun 2023	Jul-Sept 2023	Oct-Dec 2023	Jan-Mar 2024	Apr-Jun 2024	Jul-Sept 2024	Oct-Dec 2024	Jan-Mar 2025
A&A	8	7	6	6	9	4	8	9
B	4	0	7	8	4	4	9	4
D&G	3	6	10	12	8	12	11	8
F	0	0	0	0	0	0	0	0
FV	5	5	13	14	31	2	8	31
GG&C	20	22	19	20	33	24	20	33
Gr	15	22	14	15	24	20	19	24
H	20	20	27	18	29	65	14	29
La	0	32	11	9	9	16	9	9
Lo	32	26	36	36	48	48	48	23
O	3	3	0	1	0	0	3	0
S	1	7	1	2	1	5	4	2
T	9	7	15	3	12	18	21	31
WI	0	0	8	0	7	0	1	1
Scotland	120	157	167	144	215	218	175	204

Table 3.2: Number of 'other' health & social care services participating in non-accredited training, per quarter, Health Board, Apr 2023 – Mar 2025

Health Board	Apr-Jun 2023	Jul-Sept 2023	Oct-Dec 2023	Jan-Mar 2024	Apr-Jun 2024	Jul-Sept 2024	Oct-Dec 2024	Jan-Mar 2025
A&A	2	2	3	5	3	1	3	4
B	5	0	2	2	2	1	3	2
D&G	0	0	0	1	0	0	0	4
F	0	0	0	0	1	1	0	0
FV	0	0	2	2	2	3	5	11
GG&C	5	6	16	15	21	4	36	78
Gr	3	0	13	0	1	0	0	0
H	2	4	7	13	34	15	27	6
La	3	4	1	0	0	0	0	0
Lo	0	0	24	31	4	4	2	9
O	0	0	0	1	0	0	1	0
S	0	20	1	1	4	0	1	0
T	1	3	4	4	9	0	4	0
WI	0	0	0	0	0	0	0	0
Scotland	21	39	73	75	81	29	82	114

Figures 3.3 and 3.4 present the number of care home and ‘other’ health & social care staff completing non-accredited training between April 2024 and March 2025, Scotland-wide.

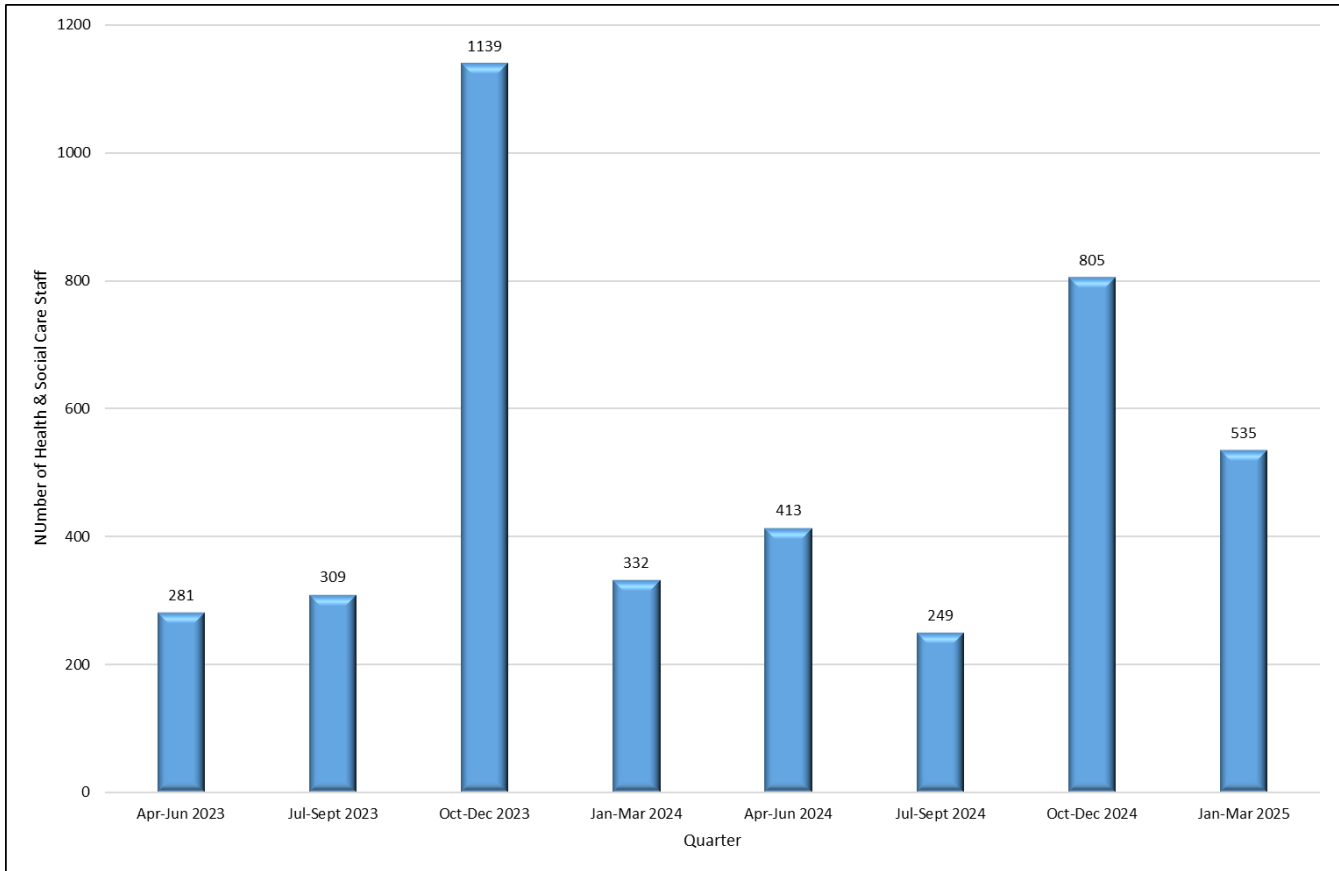
Figure 3.3: Number of care home staff participating per quarter in non-accredited training, Scotland, Apr 2023 – Mar 2025



Note:

1. In some cases, staff may begin accredited training and subsequently decide not to complete this. Those staff are then counted within the non-accredited figures so that they are recorded in participation data.

Figure 3.4: Number of ‘other’ health & social care staff participating in non-accredited training, per quarter, Scotland, Apr 2023 – Mar 2025



Note:

1. In some cases, staff may begin accredited training and subsequently decide not to complete this. Those staff are then counted within the non-accredited figures so that they are recorded in participation data.

Tables 3.3 and 3.4 present the number of care home and “other” health & social care staff completing non-accredited training between April 2023 and March 2025, at Health Board level.

Table 3.3 Number of care home staff participating in non-accredited training, per quarter, Health Board, Apr 2023 – Mar 2025

Health Board	Apr-Jun 2023	Jul-Sept 2023	Oct-Dec 2023	Jan-Mar 2024	Apr-Jun 2024	Jul-Sept 2024	Oct-Dec 2024	Jan-Mar 2025
A&A	151	44	86	38	181	48	141	114
B	16	0	44	84	28	15	40	21
D&G	5	8	17	98	145	102	85	93
F	0	0	0	0	0	0	0	0
FV	13	20	65	69	47	27	28	68
GG&C	101	119	58	101	132	197	154	204
Gr	113	99	85	78	136	122	110	141
H	131	102	65	106	136	65	82	142
La	108	106	20	36	15	33	22	33
Lo	234	201	178	287	297	195	42	94
O	9	9	0	3	0	0	35	0
S	9	52	3	2	3	20	12	3
T	121	78	31	19	46	168	156	210
WI	0	0	8	0	8	0	2	2
Scotland	1011	838	660	921	1174	992	909	1125

Table 3.4: Number of 'other' health & social care staff participating in non-accredited training, per quarter, Health Board, Apr 2023 – Mar 2025

Health Board	Apr-Jun 2023	Jul-Sept 2023	Oct-Dec 2023	Jan-Mar 2024	Apr-Jun 2024	Jul-Sept 2024	Oct-Dec 2024	Jan-Mar 2025
A&A	60	92	187	55	50	19	36	61
B	69	0	74	10	24	4	63	29
D&G	0	0	0	10	0	0	0	48
F	0	0	0	0	15	4	0	0
FV	0	0	49	50	42	63	58	79
GG&C	58	46	25	32	118	77	74	80
Gr	38	0	13	0	61	0	0	0
H	37	30	49	110	59	21	51	50
La	12	54	60	0	0	0	0	0
Lo	0	0	24	31	31	61	18	188
O	0	0	0	10	0	0	4	0
S	0	1	2	3	4	0	2	0
T	7	86	656	21	9	0	499	0
WI	0	0	0	0	0	0	0	0
Scotland	281	309	1139	332	413	249	805	535

3.2 Accredited Training

Accredited training involves a training session (either in-person or online), a multiple choice questionnaire, 10 reflective accounts and a final direct observation of practice. As is shown in the data, an increasing number of staff are completing accredited training, but uptake is not the same as non-accredited training.

Figures 3.5 and 3.6 present the participating care homes and ‘other’ health & social care services in accredited training.

Figure 3.5: Number of care homes participating in accredited training, per quarter, Scotland, Apr 2023 – Mar 2025

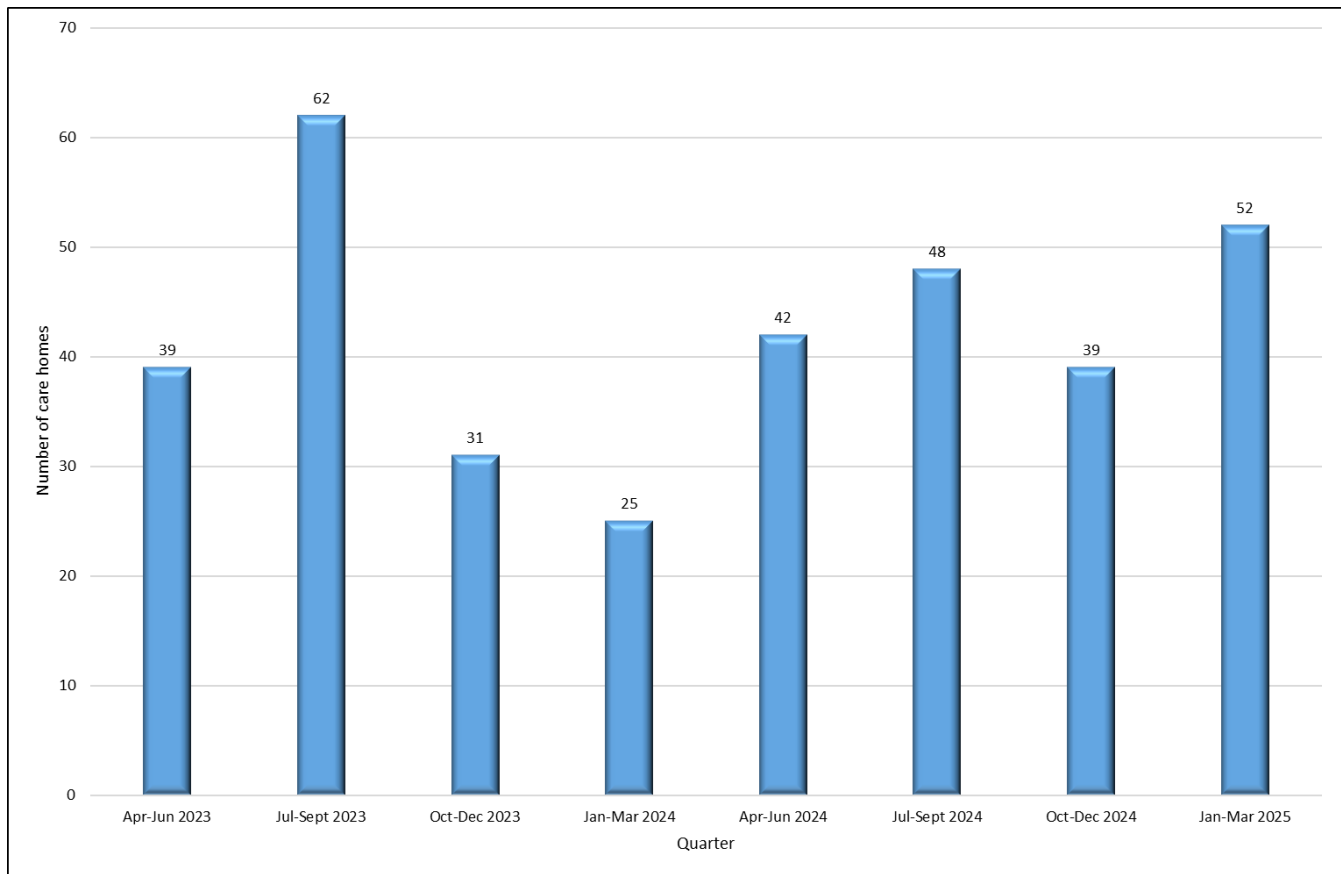


Figure 3.6: Number of ‘other’ health & social care services participating in accredited training, per quarter, Scotland, Apr 2023 Mar 2025

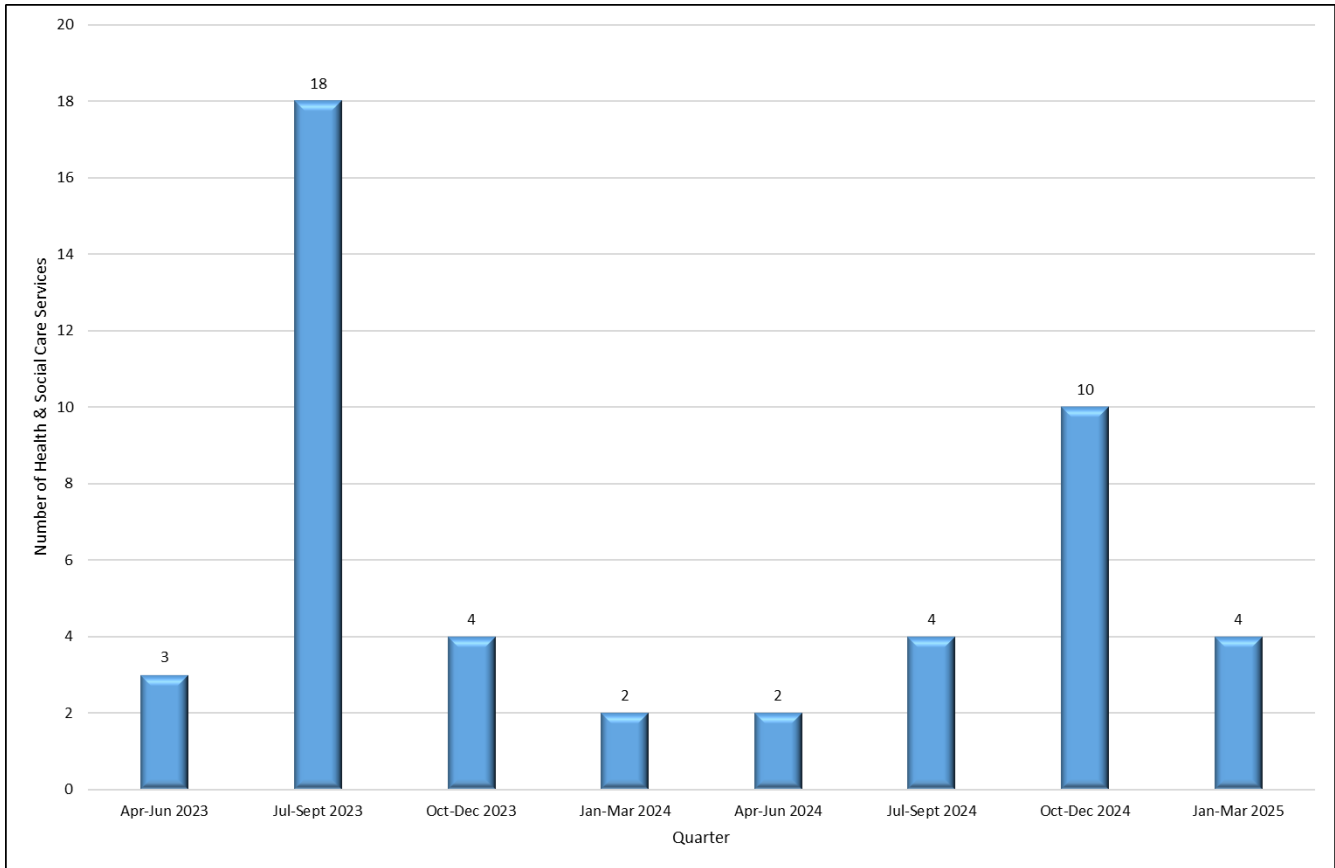


Table 3.5 and 3.6 present the participating care homes and health & social care services by Health Board, April 2023 to March 2025

Table 3.5: Number of care homes participating in accredited training, per quarter, Health Board, Apr 2023 – Mar 2025

Health Board	Apr-Jun 2023	Jul-Sept 2023	Oct-Dec 2023	Jan-Mar 2024	Apr-Jun 2024	Jul-Sept 2024	Oct-Dec 2024	Jan-Mar 2025
A&A	1	3	1	2	1	1	2	1
B	0	0	0	0	4	0	0	1
D&G	0	0	0	0	0	0	0	0
F	2	4	2	4	7	5	5	2
FV	0	2	0	0	0	0	0	0
Gr	5	5	1	3	0	6	7	15
GG&C	0	0	0	0	3	0	0	0
H	3	4	6	1	4	5	3	8
La	22	32	16	9	18	21	16	16
Lo	4	11	4	5	4	5	2	9
O	0	0	0	0	0	0	0	0
S	0	1	0	1	1	5	4	0
T	2	0	1	0	0	0	0	0
WI	0	0	0	0	0	0	0	0
Scotland	39	62	31	25	42	48	39	52

Table 3.6: Number of 'other' health & social care services participating in accredited training, per quarter, Health Board, Apr 2023 – Mar 2025

Health Board	Apr-Jun 2023	Jul-Sept 2023	Oct-Dec 2023	Jan-Mar 2024	Apr-Jun 2024	Jul-Sept 2024	Oct-Dec 2024	Jan-Mar 2025
A&A	0	0	0	0	0	0	0	0
B	0	0	0	0	0	0	0	0
D&G	0	0	0	0	0	0	0	0
F	0	13	3	0	0	0	0	0
FV	0	0	0	1	0	0	0	0
Gr	0	0	1	0	0	4	5	0
GG&C	0	0	0	0	0	0	0	0
H	0	0	0	0	0	0	3	4
La	3	5	0	0	1	0	0	0
Lo	0	0	0	0	0	0	0	0
O	0	0	0	0	0	0	0	0
S	0	0	0	1	1	0	2	0
T	0	0	0	0	0	0	0	0
WI	0	0	0	0	0	0	0	0
Scotland	3	18	4	2	2	4	10	4

Figures 3.7 and 3.8 present the number of care home and ‘other’ health & social care staff completing accredited training between April 2023 and March 2025, Scotland-wide.

Figure 3.7: Number of care home staff participating per quarter in accredited training, Scotland, Apr 2023 – Mar 2025

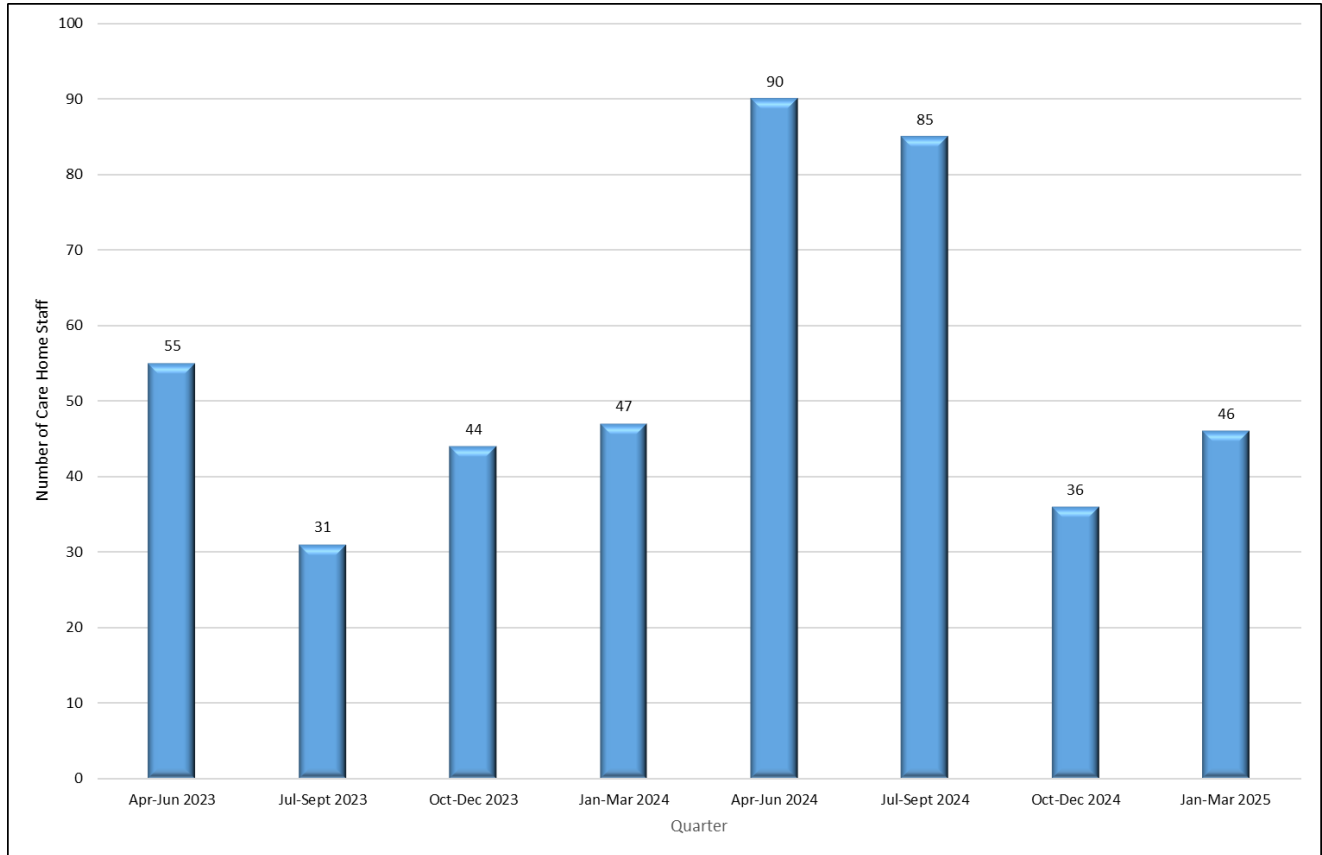
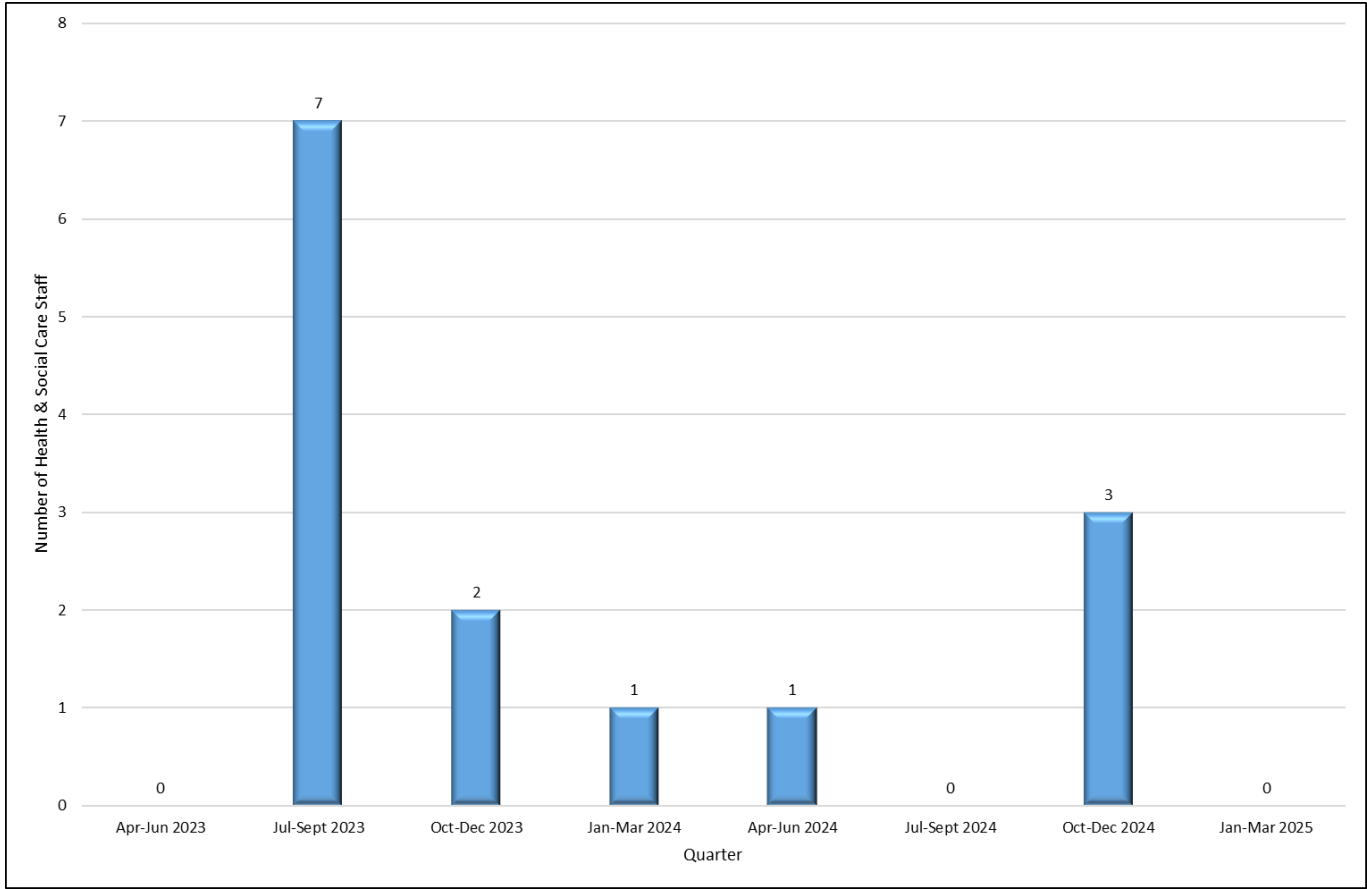


Figure 3.8: Number of ‘other’ health & social care staff participating in accredited training, per quarter, Scotland, Apr 2023 – Mar 2025



Tables 3.7 and 3.8 present the participating care home staff and health & social care staff by Health Board, April 2023 to March 2025.

Table 3.7: Number of care home staff participating per quarter in accredited training, Health Board, Apr 2023 – Mar 2025

Health Board	Apr-Jun 2023	Jul-Sept 2023	Oct-Dec 2023	Jan-Mar 2024	Apr-Jun 2024	Jul-Sept 2024	Oct-Dec 2024	Jan-Mar 2025
A&A	4	0	0	1	3	0	2	2
B	0	0	0	0	8	0	0	1
D&G	0	0	0	0	0	0	0	0
F	1	0	21	15	17	16	6	4
FV	0	5	0	0	0	0	0	0
Gr	6	6	1	1	0	2	2	2
GG&C	0	0	0	0	4	0	0	0
H	1	2	1	0	9	4	10	4
La	43	7	9	21	33	27	12	28
Lo	0	11	12	9	16	36	4	5
O	0	0	0	0	0	0	0	0
S	0	0	0	0	0	0	0	0
T	0	0	0	0	0	0	0	0
WI	0	0	0	0	0	0	0	0
Scotland	55	31	44	47	90	85	36	46

Table 3.8: Number of health & social care staff participating per quarter in accredited training, Health Board, Apr 2023 – Mar 2025

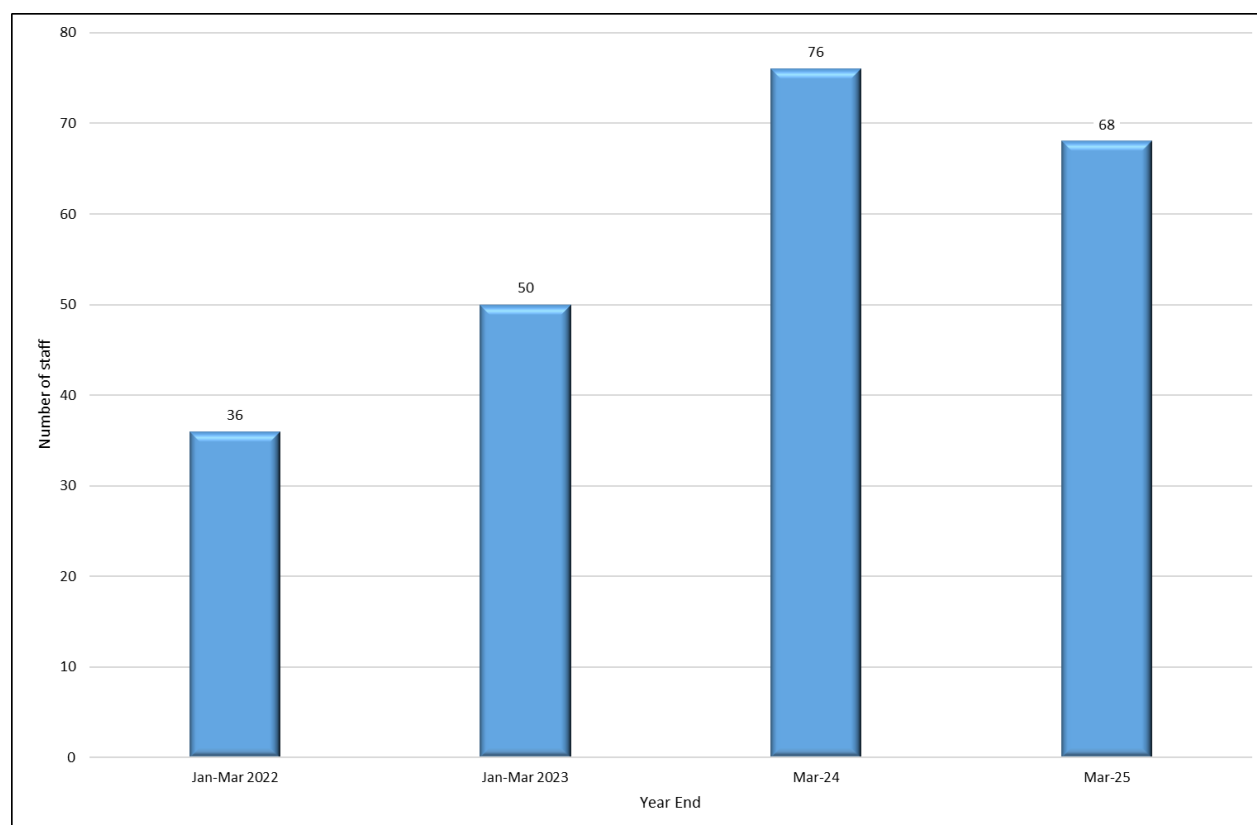
Health Board	Apr-Jun 2023	Jul-Sept 2023	Oct-Dec 2023	Jan-Mar 2024	Apr-Jun 2024	Jul-Sept 2024	Oct-Dec 2024	Jan-Mar 2025
A&A	0	0	0	0	0	0	0	0
B	0	0	0	0	0	0	0	0
D&G	0	0	0	0	0	0	0	0
F	0	5	1	0	0	0	0	0
FV	0	0	0	1	0	0	0	0
Gr	0	0	1	0	0	0	0	0
GG&C	0	0	0	0	0	0	0	0
H	0	0	0	0	0	0	3	0
La	0	2	0	0	1	0	0	0
Lo	0	0	0	0	0	0	0	0
O	0	0	0	0	0	0	0	0
S	0	0	0	0	0	0	0	0
T	0	0	0	0	0	0	0	0
WI	0	0	0	0	0	0	0	0
Scotland	0	7	2	1	1	0	3	0

4. Caring for Smiles staffing

Oral Health Improvement teams were shown to have reduced in size over the period of the pandemic. To analyse the data on the estimated staff available in teams to deliver the programme, we have continued to collect some information on this. Oral Health Improvement Teams were asked for a headcount of staff available to deliver the programme. The staff reported however may only spend a part of their time delivering programme as they may also deliver the other oral health improvement programmes or may have a split role spending part of their week working clinically. For this current year, snapshot data were requested for March 2025. Over the period of the pandemic, the data were collected quarterly, to demonstrate changes over time. The data taken from the last quarter of each financial year are shown in the graph. As the data are a snapshot in time, these will indicate the estimated staffing for the programme but should not be taken as current / total staffing levels as these can fluctuate throughout the year for many reasons.

Figure 4.1 shows the estimated staff available for the programme over the years 2021/2022, 2022/2023, 2023/2024 and 2024/2025.

Figure 4.1: Caring for Smiles estimated total staff (headcount), Scotland-wide, Mar 2022 – Mar 2025



5. Open Badges

Two Open Badges, one for care homes and one for care at home services, hosted on the Scottish Social Services Council (SSSC) website, were developed by NHS Education for Scotland in collaboration with the programme. These provide a form of basic online training, which can be accessed at any time either through the SSSC or Turas platforms. These are an integral part of the training portfolio offered as part of the programme for health & social care staff, and can give a good basic level of oral health knowledge prior to completing accredited or non-accredited training delivered by the Oral Health Improvement teams.

By March 2025, 148 learners completed the Open Badges.

6. Conclusion

Having a clean and healthy mouth is a fundamental human right and crucial for a person's quality of life. The programme has maintained and increased its activity following recovery to pre-pandemic levels and is continuing to provide support to staff in care homes and 'other' health & social care organisations. In the year April 2024 to March 2025, 1,531 training sessions were delivered, with 6,541 staff attending those sessions, whilst, over the period of this report (April 2022 to March 2025) 3,638 training sessions were delivered with 17,134 staff attending those sessions. These figures show the significant work undertaken by the Oral Health Improvement teams across Scotland in delivering the programme to health & social care staff to highlight the importance of good oral health for dependent older people and enable them to develop the knowledge and skills to ensure the appropriate oral care is delivered.

Contact

Dr Leigh Deas

Caring for Smiles Programme Manager

Leigh.deas@appct.scot.nhs.uk